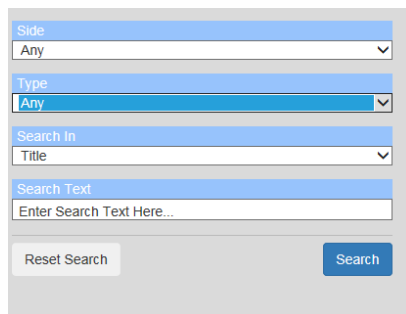


Scomp Link Access Database Search Examples

Basic Search

The most easy and basic search is of course to select a “card type” (for example Admirals Order, Effect, etc.). You can of course also select “Search In” for Title, Game Text or Lore, and simply enter any text. That’s the most obvious and self- explanatory way to search.



A search interface with five dropdown menus and a text input field. The dropdowns are labeled 'Side', 'Type', 'Search In', and 'Search Text'. The 'Side' dropdown is set to 'Any'. The 'Type' dropdown is set to 'Any'. The 'Search In' dropdown is set to 'Title'. The 'Search Text' dropdown is set to 'Enter Search Text Here...'. Below the dropdowns are two buttons: 'Reset Search' and 'Search'.

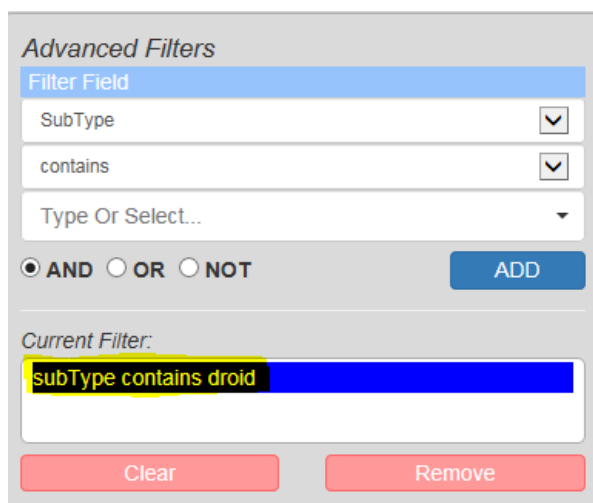
Subtype Search

If you know your Star Wars cards and need an easy way to find something fast, then I recommend searching in the “Advanced Filters” for “Subtype”.

Choose “droid” and it shows you all the droids without having to select “character” first.

Choose “starting” and it shows you all starting interrupts and effects.

Choose “used” and you’ll get all the used (and “used or lost” and “used or starting”) interrupts.



An advanced filter interface titled 'Advanced Filters'. It has a 'Filter Field' dropdown set to 'SubType'. Below it is a 'contains' dropdown set to 'contains'. Below that is a 'Type Or Select...' dropdown. Below the dropdowns are three radio buttons: 'AND', 'OR', and 'NOT'. To the right of the radio buttons is an 'ADD' button. Below the radio buttons is a 'Current Filter:' label. Below the label is a text input field containing 'subType contains droid'. Below the text input field are two buttons: 'Clear' and 'Remove'.

Advance Search Selection

So, let's say you want a list of all used LS interrupts with destiny 6 or 7 to create a new deck. The fastest way is to select "Light" as a "Side". Then "Sub Type = Used" as described above. Now you add "Destiny > 5" in the advance filters. You will now find a list of 25 cards matching that criteria, and you also can see which expansions (sets) they are from and which rarity they have.

Side
Light

Type
Any

Search In
Title

Search Text
Enter Search Text Here...

Reset Search

Search

Advanced Filters
Filter Field
Destiny
>
Type Or Select...
AND OR NOT
ADD
Current Filter:
subType contains used
destiny > 5
Clear Remove

Card Name	Side	Set	Type	Sub Type	Rare	Destiny
A Few Maneuvers	Light	P	Interrupt	Used	C2	6
Advance Preparation	Light	ANH	Interrupt	Used Or Lost	U1	6
•Closer?!	Light	DAG	Interrupt	Used	U	6
•Darth Maul's Demise	Light	Ref3	Interrupt	Used	PM	6
•Don't Forget The Droids	Light	JP	Interrupt	Used Or Lost	C	6
Droid Shutdown	Light	P	Interrupt	Used	C2	6
•Entering The Arena	Light	TAT	Interrupt	Used Or Lost	U	6
Escape Pod	Light	P	Interrupt	Used	U2	6
Escape Pod (V)	Light	VS1	Interrupt	Used	U2	6
•Fall Of The Legend	Light	CC	Interrupt	Used	U	6
•Fly Casual	Light	EDR	Interrupt	Used Or Lost	R	6
I Thought They Smelled Bad On The Outside	Light	H	Interrupt	Used	R1	7
I'm Here To Rescue You	Light	ANH	Interrupt	Used	U1	6
•Insertion Planning	Light	DS2	Interrupt	Used	C	6
Into The Garbage Chute, Flyboy	Light	P	Interrupt	Used	R2	6
Levitation	Light	DAG	Interrupt	Used Or Lost	U	6
•Losing Track	Light	TAT	Interrupt	Used Or Lost	C	6
•Rebel Artillery	Light	COR	Interrupt	Used	R	7
•Shool Shool	Light	DAG	Interrupt	Used	U	6
•Spaceport Speeders	Light	P	Interrupt	Used	U2	6
•Star Destroyer!	Light	SE	Interrupt	Used	R	7
•Throw Me Another Charge	Light	EDR	Interrupt	Used	U	6
Under Attack	Light	H	Interrupt	Used	U1	6
•WHAAAAAAAAAOOOOW!	Light	DAG	Interrupt	Used	R	7
Who's Scruffy-Looking?	Light	H	Interrupt	Used	R1	6

Match Count: 25

Scrolling through selected list

You can now use your selected list (in the example the LS high destiny used interrupts) and click on the first card. Simply use your "up" and "down" arrows on the computer to scroll up and down the list and read all the cards to decide, which interrupt is best for your deck.

Side
Light

Type
Any

Search In
Title

Search Text
Enter Search Text Here...

Reset Search

Search

Advanced Filters
Filter Field
Destiny
>
Type Or Select...
AND OR NOT
ADD
Current Filter:
subType contains used
destiny > 5

Card Name	Side	Set	Type	Sub Type	Rare	Destiny
A Few Maneuvers	Light	P	Interrupt	Used	C2	6
Advance Preparation	Light	ANH	Interrupt	Used Or Lost	U1	6
•Closer?!	Light	DAG	Interrupt	Used	U	6
•Darth Maul's Demise	Light	Ref3	Interrupt	Used	PM	6
•Don't Forget The Droids	Light	JP	Interrupt	Used Or Lost	C	6
Droid Shutdown	Light	P	Interrupt	Used	C2	6
•Entering The Arena	Light	TAT	Interrupt	Used Or Lost	U	6
Escape Pod	Light	P	Interrupt	Used	U2	6
Escape Pod (V)	Light	VS1	Interrupt	Used	U2	6
•Fall Of The Legend	Light	CC	Interrupt	Used	U	6
•Fly Casual	Light	EDR	Interrupt	Used Or Lost	R	6
I Thought They Smelled Bad On The Outside	Light	H	Interrupt	Used	R1	7
I'm Here To Rescue You	Light	ANH	Interrupt	Used	U1	6
•Insertion Planning	Light	DS2	Interrupt	Used	C	6
Into The Garbage Chute, Flyboy	Light	P	Interrupt	Used	R2	6
Levitation	Light	DAG	Interrupt	Used Or Lost	U	6
•Losing Track	Light	TAT	Interrupt	Used Or Lost	C	6
•Rebel Artillery	Light	COR	Interrupt	Used	R	7
•Shool Shool	Light	DAG	Interrupt	Used	U	6
•Spaceport Speeders	Light	P	Interrupt	Used	U2	6
•Star Destroyer!	Light	SE	Interrupt	Used	R	7
•Throw Me Another Charge	Light	EDR	Interrupt	Used	U	6
Under Attack	Light	H	Interrupt	Used	U1	6
•WHAAAAAAAAAOOOOW!	Light	DAG	Interrupt	Used	R	7
Who's Scruffy-Looking?	Light	H	Interrupt	Used	R1	6

Match Count: 25

A Few Maneuvers

6

I know a few maneuvers. We'll lose them.
Boosted shields and fancy flying are necessary to escape
Imperial weapon fire until hyperspace jump can be made.

USED INTERRUPT

Add 2 to hyperspeed and maneuver of any
starfighter for the remainder of this turn. (Interrupt
may even affect the result immediately after a
destiny draw targeting the starfighter's maneuver.)

Designers often have to compare cards to create balanced new virtual cards.

For example, we are looking for a new ability 5 Episode 8 Rey and need to check the most basic main characters. You could use the advance search to select a list of “LS characters” with “forfeit>6” and “deploy >4”, and it will basically give you a list of the 40 mostly “main characters”. We often need such a list to compare stats and game text of similar powerful characters, when we create a new character. Scrolling down and comparing this data is very helpful.

Another example was searching the lore for “politic” to check potential DS characters for a “Imperial Senate” deck (counter to Rebel Senate). It’s fun to see guys like Admiral Piett, Captain Lennox, Commander Desanne, etc. and scrolling down to check their text for something like this.

Extra Card Data

All the extra card data, which was previously found in the SW-IP engine is now shown next to the card in the new database. Again, please keep in mind that this information was manually selected and maintained by several helpful volunteers. It was up to date till the reset, and we have to update any no longer valid information from the “legacy area”.

You can find the following extra card data:

Counterpart:

If you know the card name for the LS, but cannot remember the DS counterpart, then you can check here. Or if you see a good card, and want to know if there is a counterpart on the other side of the force.

Combo:

Some old information about the card in combination with other cards.

Sometimes redundant, but often you can find an old combo as inspiration for new ideas.

Cancels/Canceled By:

A list of cards, that are cancelled by this card, as well as a list of cards, that in turn cancel it.

Pulls/Is Pulled By:

A list of cards, that are pulled by this card, as well as a list of cards, that in turn pull it.



Matching Pilot/Starship:

This shows you who is actually a matching pilot for what ship.

Matching Weapon:

This shows you which weapons are matching for which character.

Examples:

 <p>A Few Maneuvers 6</p> <p>"I know a few maneuvers. We'll lose them." Boosted shields and fancy flying are necessary to escape Imperial weapon fire until hyperspace jump can be made.</p> <p>USED INTERRUPT</p> <p>Add 2 to hyperspeed and maneuver of any starfighter for the remainder of this turn. (Interrupt may even affect the result immediately after a destiny draw targeting the starfighter's maneuver.)</p>	<p><u>Extra Card Data</u></p> <p>Counterpart: Dark Maneuvers</p> <p>Combo: A Few Maneuvers + Kessel Run Increase your starship's hyperspeed to make a long-distance run (from Kessel to Corellia for example).</p> <p>Canceled By: They're Coming In Too Fast!</p>
 <p>Escape Pod 6</p> <p>Capital starships have emergency escape pods. Equipped with food, water, flares, medpacs, hunting blaster and tracking beacon. (R2-D2 deactivated this one's beacon).</p> <p>USED INTERRUPT</p> <p>Use 1 Force to ▲ a dejarik or holosite. OR Cancel a Force drain at a holosite. OR If opponent is about to place your character out of play, place that character in your Lost Pile instead.</p>	<p><u>Extra Card Data</u></p> <p>Pulls: dejarik holosite Grimtaash Houjix K'lor'slug K'lor'slug (V) Mantellian Savrip Dejarik Hologameboard</p> <p>Counterpart: Masterful Move</p> <p>Cancel: A Force drain at a holosite.</p>

Search Examples

The Advanced Filters allows for multiple search options. Some of the more useful search options are by:

- Ability
- Cancels
- Characteristics
- Deploy
- Destiny
- Force Icons LS/DS
- Forfeit
- Gametext
- Hyperspeed
- Icons
- Lore
- Maneuver
- Politics
- Power
- Pulls / Is Pulled by
- Rarity
- Set (Expansion)
- Uniqueness

Search Example: Characteristics

If you want to see which characters are Black Sun agents, it takes you 2 seconds to get this list by entering characteristics in the Advanced Filters, and chose the pre-selected “Black Sun Agents”:

Side
Any

Type
Any

Search In
Title

Search Text
Enter Search Text Here...

Reset Search

Search

Advanced Filters

Filter Field
Characteristics

contains

Type Or Select...

☒ AND ☐ OR ☐ NOT

ADD

Current Filter:
characteristics contains black sun agent

Clear

Remove

Text-Only Display ☐

Card Name	Side	Set	Type	Sub Type
•4-LOM	Dark	DAG	Character	Droid
•4-LOM With Concussion Rifle	Dark	ECC	Character	Droid
•4-LOM With Concussion Rifle (V)	Dark	VS0	Character	Droid
•Aurra Sing	Dark	TAT	Character	Alien
•Bane Malar	Dark	JP	Character	Alien
•Baniss Keeg, Pilot Instructor	Dark	VS3	Character	Alien
•Beedo	Dark	JP	Character	Alien
•Boba Fett	Dark	CC	Character	Alien
•Boba Fett	Dark	SE	Character	Alien
•Boba Fett (V)	Dark	VS6	Character	Alien
•Boba Fett, Bounty Hunter	Dark	Ref3	Character	Alien
•Bossk	Dark	DAG	Character	Alien
•Bossk (V)	Dark	VS0	Character	Alien
•Bossk With Mortar Gun	Dark	EJP	Character	Alien
•Cad Bane	Dark	VS3	Character	Alien
•Danz Borin	Dark	ANH	Character	Alien
•Daroe (V)	Dark	VS2	Character	Alien
•Dengar	Dark	DAG	Character	Alien
•Dengar (V)	Dark	VS5	Character	Alien
•Dengar With Blaster Carbine	Dark	EJP	Character	Alien
•Dengar With Blaster Carbine (V)	Dark	VS0	Character	Alien
•Djas Puhr	Dark	P	Character	Alien
•Djas Puhr (V)	Dark	VS1	Character	Alien
•Dodo Bodonawieedo	Dark	SE	Character	Alien
•Fellipern Trevagg	Dark	P	Character	Alien
•Greedo	Dark	ANH	Character	Alien
•Greedo (V)	Dark	VS4	Character	Alien
•Grotto Werribee	Dark	COR	Character	Alien
•Guri	Dark	Ref2	Character	Droid
•IG-88	Dark	DAG	Character	Droid
•IG-88 (V)	Dark	VS0	Character	Droid
•IG-88 With Riot Gun	Dark	ECC	Character	Droid
•Jodo Kast	Dark	EJP	Character	Alien
•Labria	Dark	P	Character	Alien
•Lathe	Dark	TAT	Character	Alien
•Makurth	Dark	SE	Character	Alien
•Murtloc Yine	Dark	JP	Character	Alien

Search Example: Icons

If you want to know, which sites on Tatooine are “interior” sites, so that you may use your Stunning Leader on them, you just select “icons” in the Advanced Filters, and “interior”. Then scroll down and see, which ones are.

Same goes for the “independent” icon to get a list of all independent starships obviously), or basically any other icon search

For those of you who worked with SW-IP before: There was an essential error in that we couldn’t add any new icons to the database, since it was too old to work on. All these new icons can be selected here in the new Scomp Link Access database. The following icons have been ADDED:

- Episode VII
- Clone Army
- Separatist
- Resistance
- First Order
- Presence (Battle Droid)

Search Example: Set/Expansion

This is a search we used recently, when looking for cards that fit the Cloud City theme, since we wanted to virtualize some cards from that era of the game.

I entered “set” in the Advanced Filters search, and chose first “Cloud City” expansion and then added OR “Enhanced Cloud City”.

Side

Any

Type

Any

Search In

Title

Search Text

Enter Search Text Here...

Reset Search

Search

Advanced Filters

Filter Field

Set

contains

Type Or Select...

☐ AND ☒ OR ☐ NOT

ADD


Current Filter:

set contains cloud city OR set contains enhanced cloud city

Clear

Remove

Text-Only Display

 **Scomp Link Access**

Card Name	Side	Set	Type
•4-LOM With Concussion Rifle	Dark	ECC	Character
•Ability, Ability, Ability	Dark	CC	Effect
Abyss	Dark	CC	Effect
Access Denied	Light	CC	Effect
•Advantage	Light	CC	Effect
•Aiiiii! Aaa! Agggggggggg!	Dark	CC	Interrupt
•All My Urchins	Light	CC	Effect
•All Too Easy	Dark	CC	Effect
•Ambush	Light	CC	Interrupt
•Any Methods Necessary	Dark	ECC	Interrupt
Armed And Dangerous	Light	CC	Interrupt
•Artoo, Come Back At Once!	Light	CC	Interrupt
As Good As Gone	Light	CC	Interrupt
•Atmospheric Assault	Dark	CC	Interrupt
•Beldon's Eye	Light	CC	Effect
•Bespin	Dark	CC	Location
•Bespin	Light	CC	Location
•Bespin: Cloud City	Dark	CC	Location
•Bespin: Cloud City	Light	CC	Location
Binders	Dark	CC	Device
Bionic Hand	Light	CC	Device
•Blasted Droid	Dark	CC	Interrupt
•Blaster Proficiency	Light	CC	Interrupt
•Boba Fett	Dark	CC	Character
•Boba Fett In Slave I	Dark	ECC	Starship
•Boba Fett's Blaster Rifle	Dark	CC	Weapon
Bounty	Dark	CC	Effect
•Brief Loss Of Control	Dark	CC	Interrupt
•Bright Hope	Light	CC	Starship
•Captain Bewil	Dark	CC	Character
•Captain Han Solo	Light	CC	Character
•Captive Fury	Light	CC	Interrupt
Captive Pursuit	Light	CC	Interrupt
Captain Freezing	Dark	CC	Effect

Search Example: Rarity

This is a more complex search I would do, if I'm looking for a “red card” that we can virtualize for some NARP purposes. For example to create a new Effect for New & Returning Players decks.


First I selected “type” in the Advanced Filters and chose any “Effect” OR “interrupt”.

Now I use the radio button “AND” again.

Next I enter “rarity” and chose “contains C” (for all Commons) OR “contains U” (for all Uncommons).

This is a nice example to see how to use the “AND” & “OR” buttons effectively.

Usually, I would probably restrict the search a bit more for expansion or depending on what we need.


Scomp Link Access

Side

Any

Type

Any

Search In

Title

Search Text

Enter Search Text Here...

Reset Search

Search

Advanced Filters

Filter Field

Rarity

contains

Type Or Select...

☐ AND
☒ OR
☐ NOT

ADD

Current Filter:

type contains effect OR type contains interrupt
rarity contains c OR rarity contains u

Clear


Remove

Text-Only Display ☐

Card Name	Side	Set	Type	Sub Type	Rare
-3,720 To 1	Dark	DAG	Effect		C
-A Bright Center To The Universe	Dark	SE	Effect		U
-A Dangerous Time	Dark	DAG	Interrupt	Used Or Lost	C
-A Dark Time For The Rebellion	Dark	H	Interrupt	Lost	C1
-A Dark Time For The Rebellion (V)	Dark	VS1	Interrupt	Used	C1
-A Day Long Remembered	Dark	SE	Effect		U
-A Day Long Remembered (V)	Dark	VS0	Effect		U
-A Disturbance In The Force	Dark	P	Effect		U1
A Few Maneuvers	Light	P	Interrupt	Used	C2
A Gift	Light	JP	Effect	Immediate	U
-A Good Blaster At Your Side	Light	VS0	Effect		U1
-A Jedi's Concentration	Light	TAT	Interrupt	Used Or Lost	C
-A Jedi's Focus	Light	TAT	Interrupt	Used Or Lost	C
-A Jedi's Patience	Light	TAT	Interrupt	Used Or Lost	C
-A Jedi's Resilience	Light	TAT	Interrupt	Lost	U
-A Step Backward	Light	TAT	Interrupt	Lost	U
-A Tragedy Has Occurred	Light	COR	Effect		U
-A Tremor In The Force	Light	P	Effect		U1
---A Vengeance In The Force	Light	COR	Effect	Immediate	U
-Ability, Ability, Ability	Dark	CC	Effect		C
-Ability, Ability, Ability (V)	Dark	VS0	Effect		C
Abyss	Dark	CC	Effect		U
-Abyssin Ornamant	Dark	JP	Interrupt	Used	U
Accelerate	Dark	EDR	Interrupt	Used	C
-Accepting Trade Federation Control	Dark	COR	Effect	Political	U
Access Denied	Light	CC	Effect		C
-According To My Design	Dark	VS1	Interrupt	Starting	U
-Activate The Droids	Dark	TP	Effect		C
Advance Preparation	Light	ANH	Interrupt	Used Or Lost	U1
Alert My Star Destroyer!	Dark	SE	Effect	Immediate	C
All Power To Weapons	Dark	SE	Interrupt	Used Or Lost	C
-All Wrapped Up	Dark	JP	Effect		U
-Allegations Of Corruption	Dark	COR	Effect		U

Search Example: Force Icons

I want to select all DS “twixes” (locations that give me 2 Force and my opponent none), and do so by selecting “DS Force Icons >1” and “LS Force Icons contains 0”.


Scomp Link Access

Side

Any

Type

Any

Search In

Title

Search Text

Enter Search Text Here...

Reset Search

Search

Advanced Filters

Filter Field

LightSideIcons

contains

Type Or Select...

☒ AND
☐ OR
☐ NOT

ADD

Current Filter:

darkSideIcons > 1
lightSideIcons contains 0

Clear

Remove

Card Name	Side	Set	Type	Sub Type
-Blockade Flagship: Bridge	Dark	COR	Location	Site
-Cloud City: Security Tower (V)	Dark	VS0	Location	Site
-Coruscant	Dark	SE	Location	System
-Coruscant (V)	Dark	VS3	Location	System
-Coruscant: Imperial Square	Dark	SE	Location	Site
-Dagobah: Cave	Dark	DAG	Location	Site
-Death Star	Dark	ANH	Location	System
-Death Star	Light	SE	Location	System
-Death Star II	Dark	DS2	Location	System
-Death Star II: Throne Room	Dark	DS2	Location	Site
-Death Star: War Room	Dark	P	Location	Site
-Executor: Meditation Chamber	Dark	DAG	Location	Site
-Hoth: Ice Plains (5th Marker)	Dark	H	Location	Site
-Hoth: Wampa Cave (7th Marker)	Dark	H	Location	Site
-Jabba's Sail Barge: Passenger Deck	Dark	JP	Location	Site
-Tatooine: Desert Landing Site	Dark	TAT	Location	Site

Match Count: 16

Search Example: Destiny Drawing Characters

For an alien objective, I want to search for all DS aliens with “ability>3” OR the word “otherwise” (as “in draws battle destiny if not able to otherwise”) in game text. As a result I get a list with all battle destiny drawing cards for DS. Some of these are only drawing under specific circumstances (like Outer Rim Scout) and some don’t belong in the list (like Gardulla) and have to be sorted out manually.

But you have a list of 35 characters that include cards like Dr. Evazan combo, Zem Wesell, and Xizor

Side
Dark

Type
Any

Search In
Title

Search Text
Enter Search Text Here...

[Reset Search](#) [Search](#)

Advanced Filters

Filter Field
SubType

contains

Type Or Select...

☒ AND ☐ OR ☐ NOT [ADD](#)

Current Filter:
ability > 3 OR gametext contains otherwise
subType contains alien

[Clear](#) [Remove](#)

Text-Only Display ☐

Card Name	Side	Set	Type	Subtype
•Arica	Dark	Ref2	Character	Alien
•Arica (V)	Dark	VS0	Character	Alien
•Aura Sing	Dark	TAT	Character	Alien
•Aura Sing (AI)	Dark	TAT	Character	Alien
•Bane Malar	Dark	JP	Character	Alien
•Boba Fett	Dark	CC	Character	Alien
•Bok Askol	Dark	TP	Character	Alien
•Bossk	Dark	DAG	Character	Alien
•Brangus Glee	Dark	SE	Character	Alien
•Cad Bane	Dark	VS3	Character	Alien
•Daroo	Dark	TAT	Character	Alien
•Dathcha	Dark	P	Character	Alien
•Djas Puhr	Dark	P	Character	Alien
•Djas Puhr (V)	Dark	VS1	Character	Alien
•Dr. Evazan & •Ponda Baba	Dark	Ref2	Character	Alien
•Gardulla The Hutt	Dark	COR	Character	Alien
•Greedo	Dark	ANH	Character	Alien
•Grotto Werribee	Dark	COR	Character	Alien
•Hondo Ohnaka (V)	Dark	VS5	Character	Alien
•Jabba The Hutt	Dark	JP	Character	Alien
•Jabba The Hutt (V)	Dark	VS0	Character	Alien
Jawa	Dark	P	Character	Alien
•Labria	Dark	P	Character	Alien
•Mara Jade With Lightsaber	Dark	VS0	Character	Alien/Imperial
•Mara Jade, The Emperor's Hand	Dark	EJP	Character	Alien/Imperial
•Mighty Jabba	Dark	JPSD	Character	Alien
Outer Rim Scout	Dark	SE	Character	Alien
•Prince Xizor	Dark	Ref2	Character	Alien
•Prophetess	Dark	P	Character	Alien
Swoop Mercenary	Dark	SE	Character	Alien
•Televan Koreyy	Dark	COR	Character	Alien
•URoRRuR'R	Dark	ANH	Character	Alien
•Weequay Guard	Dark	JP	Character	Alien
•Zam Wesell	Dark	VS4	Character	Alien
•Zuckuss	Dark	DAG	Character	Alien

Match Count: 35

Outer Rim Scout

Prologues and scouts employed by the ISB. Search the far reaches of the galaxy for Rebel activity and hostile worlds. Know all the smugglers' best hiding places.

POWER 2 **ABILITY 2**

Deploy -1 to your Hutt starship. Adds 2 to power of anything he pilots. When piloting a Hutt starship, instead adds 3 to power and draws one battle destiny if not able to otherwise. Suspends Asteroid Sanctuary at related sector.

Search Example: Use of "NOT" button

To be honest, I never used the "NOT" button that often, but it can be helpful, when we get too much data sometimes. In the following selection I wanted only the destiny 6 "Used" interrupts, but got all the "Used Or Lost" ones as well. With adding "NOT" and subtype contains "lost" I could restrict that.

Advanced Filters

Filter Field
SubType

contains

Type Or Select...

☐ AND ☐ OR ☒ NOT [ADD](#)

Current Filter:
destiny >= 6
subType contains used
NOT (subType contains lost)

[Clear](#) [Remove](#)

Clearing Filters & Removing Lines

There are 2 possibilities to “clear” your currently entered data selection: the “reset search” in the main area and the “clear” button in the “Advanced Filters” area.

The screenshot shows a search interface with a left sidebar and a main results area. In the sidebar, the 'Search Text' field is empty, and the 'Reset Search' button is circled in red. The 'Advanced Filters' section shows a filter for 'gametext contains Vader', and the 'Clear' button is also circled in red. The main results area displays a list of cards, including 'Admiral Ozzel', 'Black 11', 'Black Squadron TIE', 'Boba Fett (V)', 'Boba Fett, Bounty Hunter', 'Boring Conversation Anyway', 'Bring Him Before Me / Take Your Father's Place', 'Captain Pliett', 'Crush The Rebellion', 'Darth Vader', 'Darth Vader With Lightsaber', 'Darth Vader's Lightsaber', 'Death Star Assault Squadron', 'Emperor Palpatine', 'Epic Duel', 'Evader', 'Executor: Holotheatre', 'Executor: Meditation Chamber', 'Field Promotion', 'Focused Attack', 'Grand Moff Tarkin', 'Grand Moff Tarkin (V)', 'Guri', 'Hunt Down And Destroy The Jedi / Their Fire Has Gone Out Of The Universe', 'I Am Your Father', 'I Am Your Father (V)', 'Image Of The Dark Lord', 'Image Of The Dark Lord (V)', 'Join Me!', 'Luke Skywalker, The Emperor's Prize/Luke Skywalker, The Emperor's Prize', and 'Mandalorian Armor'.

Removing single lines is possible by clicking on the line and the press the “remove” button. The previously selected Filter Field (“Type” in the example below) stays the same in this case.

The screenshot shows the 'Advanced Filters' section of the interface. The 'Filter Field' is set to 'Type', and the operator is 'contains'. The 'Current Filter' section shows 'gametext contains Vader' and 'type contains character'. The 'Remove' button is circled in red. The 'Text-Only Display' checkbox is unchecked.

These were some ways of how to effectively use the new Scomp Link Access database.
I hope it was too long or too much of the info was self-explanatory or redundant for some of you.
Again, if it helps only one or two people, especially volunteers, then I'm happy to have helped.

May the Force be with you!

Chris Menzel

Marketing Advocate